

Cancer in women in Queensland over the 25 years from 1986 to 2010

The overall incidence of cancer in women in Queensland rose between 1986 and 2010, the rate at which they died of cancer fell, and overall 5-year survival rose.

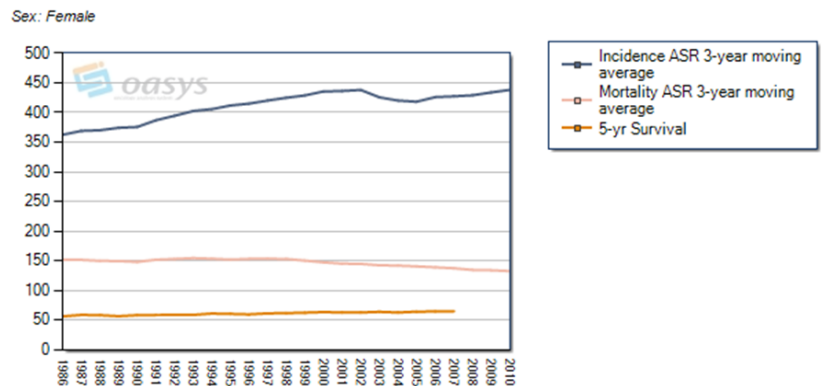
However, looking at 5 cancers – breast, colorectal, melanoma, lung, and thyroid gland – the changes in these measures has varied.

While the incidence rate of breast cancer – the most common cancer in women – rose between 1986 and 2010, the mortality rate fell and 5-year survival rose.

The incidence rates of colorectal cancer and melanoma were similar to each other through the 25 years from 1986 to 2010, however melanoma's low mortality rate remained steady while colorectal cancer's relatively high mortality rate fell.

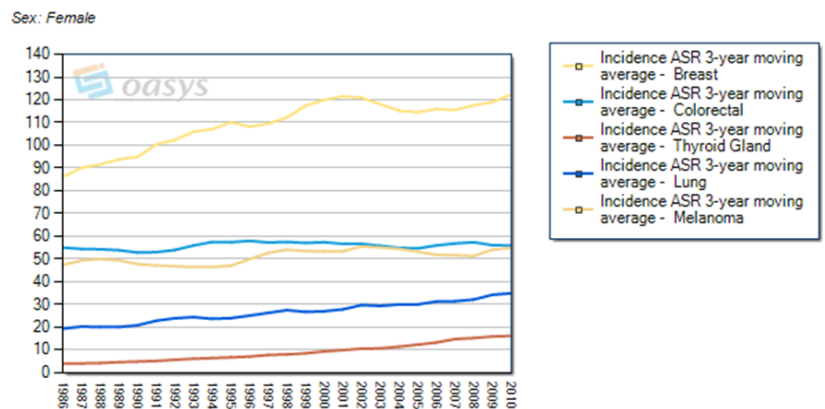
The 5-year survival for colorectal cancer rose while melanoma's remained steady.

Queensland Invasive Cancer
Incidence ASR 3-year moving average, Mortality ASR 3-year moving average and 5-yr Survival for Year



Oncology Analysis System, Qld Cancer Control Analysis Team

Queensland Invasive Cancer
Incidence ASR 3-year moving average for Year by Cancer



Oncology Analysis System, Qld Cancer Control Analysis Team

OASys Cancer Facts

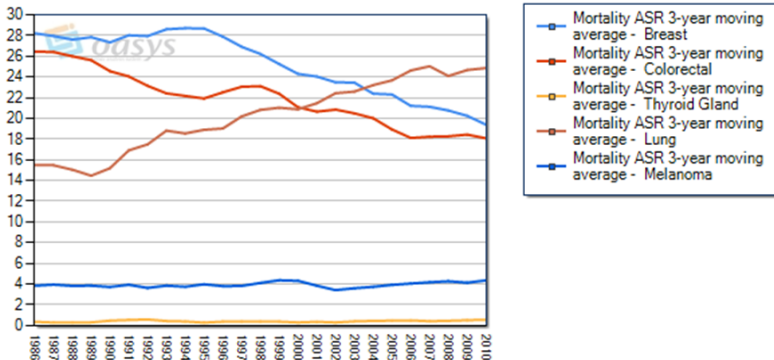
QUEENSLAND CANCER CONTROL ANALYSIS TEAM

January 2014

Queensland Invasive Cancer
Mortality ASR 3-year moving average
for Year by Cancer



Sex: Female



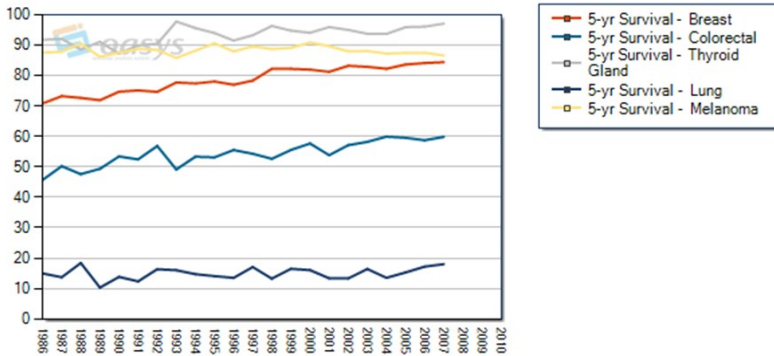
Oncology Analysis System, Qld Cancer Control Analysis Team

Both lung cancer and thyroid gland cancer rose in incidence between 1986 and 2010, however the mortality rate of lung cancer rose markedly over this period, while the very low mortality rate of thyroid gland cancer remained unchanged.

Queensland Invasive Cancer
5-yr Survival
for Year by Cancer



Sex: Female



Oncology Analysis System, Qld Cancer Control Analysis Team

Not surprisingly, the 5-year survival for lung cancer remained very low and essentially unchanged over the 25 years, while that of thyroid gland cancer remained very high and even rose slightly.

For more information on cancer in Queensland, go to:

Queensland Cancer Control Analysis Team (QCCAT) home page at <https://qccat.health.qld.gov.au/>

Information on Oncology Analysis System (OASys) at <https://qccat.health.qld.gov.au/AboutOASys>

For full terms and definitions refer to <https://qool.health.qld.gov.au/OASys/PresentationLayer/PublicPages/Help/index.html?glossary.html>

Citation: Material in this OASys Cancer Facts may be reproduced or copied without permission. The following citation must be used: Metro South Hospital & Health Service. Oncology Analysis System (OASys). Queensland Cancer Control Analysis Team: Brisbane; 2012.

This OASys Cancer Fact was prepared by the Queensland Cancer Control Analysis Team (QCCAT), Metro South Hospital & Health Service.