



# Lung cancer surgery in Queensland: 2004-2013

Shoni Philpot<sup>1</sup>, Tracey Guan<sup>1</sup>, Nathan Dunn<sup>1</sup>, Morgan Windsor<sup>2</sup>

<sup>1</sup>Queensland Cancer Control Analysis Team, Qld Health; <sup>2</sup>The Prince Charles Hospital, Qld Health

## Background

Selected early-stage lung cancer patients may benefit from surgical removal of their cancer. In this study, we analysed patterns of surgery for non-small cell lung cancer patients in Queensland, the third most populous state in Australia.

## Methods

Data on all Queensland residents diagnosed with non-small cell lung cancer (NSCLC) between 2004 and 2013 and who subsequently underwent surgery was obtained from the Queensland Oncology Repository (QOR). Population-level surgery rates were described, and both short-term and longer-term postoperative mortality were calculated for each mode of surgery.

## Results

A total of 2,928 NSCLC patients underwent resection for lung cancer in 15 hospitals across the state and 212 of these were pneumonectomies. The median age was 67 years and 59% were males.

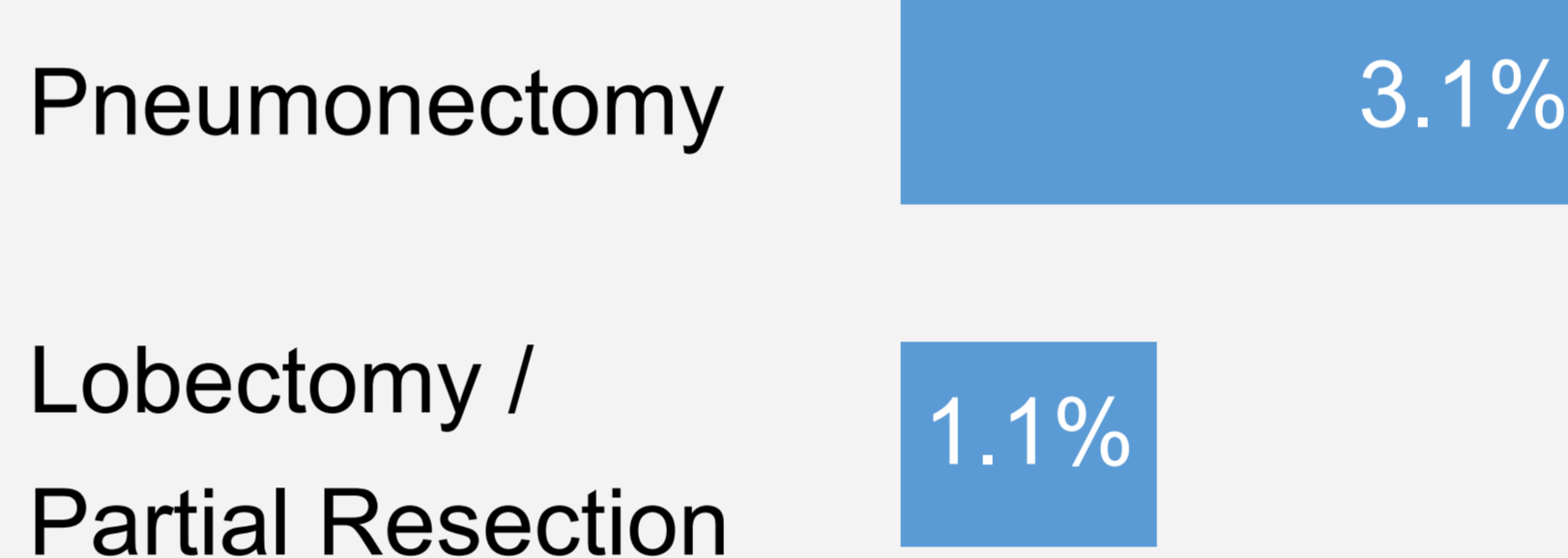
Patients undergoing pneumonectomy had higher inpatient (3.1% vs 1.1%), 30 day (2.7% vs 1.4%) and 90 day (7.2% vs 2.9%) mortality rates than those undergoing lobectomy/partial resection.

Mortality at one-year post surgery was twice as high in pneumonectomy patients (24%) compared with lobectomy/partial resection patients (11%).


## Conclusion

Pneumonectomy surgery for NSCLC in Queensland is relatively rare, with approximately 20 surgeries being performed annually across the state. Although pneumonectomy patients experienced poorer survival than patients receiving lobectomy or partial resection, post-operative mortality rates in Queensland compare favourably with rates reported internationally.

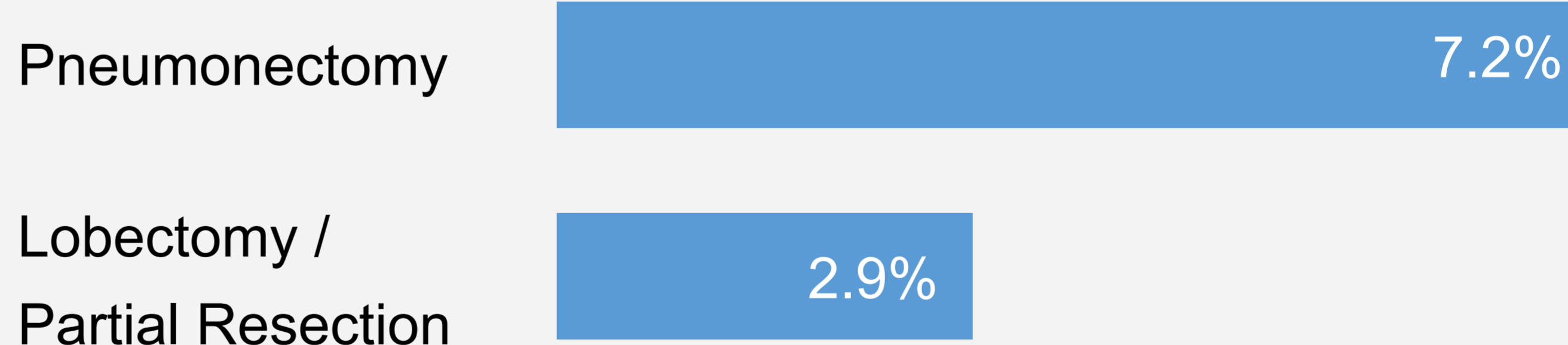
### Inpatient mortality



### 30 day mortality



### 90 day mortality



### 1 year mortality

